







GymCity OPEN 2016 *Event subtitle*
Individual trampoline – GCO 5 – Qualification

					S1	S2	S3	S4	S5	S6	S7	S8	S9	S10	L	A	E	D	Time	Total	Score
1.	RÖSLER	Aileen	GER, Munich-Airriders	1999	0 2	0 3	1 3	1 2	2 3	1 2	1 2	1 3	1 3	2 3	0 1	0 1	27.0 21.6	2.7 12.3	16.110 15.085	45.810 48.985	94.795
2.	LAMBERT	Lena	GER, TuS Wiebelskirchen	2000	1 2	1 3	0 2	1 2	2 2	2 3	2 2	2 2	1 2	2 2	2 1	0 0	25.2 23.1	2.5 10.4	16.070 15.595	43.770 49.095	92.865
3.	LINDAHL JENSEN	Sara	DEN, Haslev TT	1999	2 3	2 2	1 3	1 3	1 2	2 1	2 2	3 3	2 3	2 2	1 1	0 0	24.3 22.5	2.2 10.2	15.540 15.460	42.040 48.160	90.200
4.	AMEDICK	Carlotta	GER, TSV Ganderkesee	2000	0 2	1 3	1 3	1 2	0 2	1 4	1 3	2 2	1 2	1 2	1 0	0 0	27.0 22.5	1.4 9.2	15.250 14.350	43.650 46.050	89.700
5.	RAE SMITH	Vanessa	DEN, Haslev TT	1998	1 2	2 2	1 3	2 2	2 3	2 4	2 3	2 2	3 2	3 3	0 1	0 0	24.0 21.9	2.5 10.6	15.510 14.925	42.010 47.425	89.435
6.	FAAS	Fabiënne	NED, KDO Apeldoorn	2000	1 3	1 3	2 4	2 3	2 3	1 5	1 4	2 3	2 3	2 4	1 2	0 0	24.9 18.9	1.4 10.1	15.760 15.170	42.060 44.170	86.230
7.	ROZS	Viktória	HUN, Dunaferri Se	2000	3 2	2 2	3 3	2 3	2 3	2 2	3 2	2 3	3 3	2 2	0 1	0 0	22.8 22.2	2.1 10.3	14.275 14.105	39.175 46.605	85.780
8.	OMLOR	Stefanie	GER, Munich-Airriders	1999	0 3	1 3	2 3	1 4	2 3	2 2	2 3	2 3	2 4	2 3	1 0	0 0	24.9 20.7	1.4 9.3	15.110 14.310	41.410 44.310	85.720
9.	BRINKMANN	Anna	GER, VSK Osterholz-Schambeck	1999	2 3	2 3	2 3	2 2	2 3	3 2	3 3	3 2	2 3	2 3	0 1	0 0	23.1 21.6	1.4 8.2	14.930 14.590	39.430 44.390	83.820
10.	FABIG	Jana	GER, TGJ Salzgitter	2000	2 2	1 2	2 3	3 2	2 2	2 2	3 3	2 3	2 3	3 3	1 0	0 0	23.1 22.8	1.4 7.5	14.275 13.890	38.775 44.190	82.965
11.	SCHOLZ	Anna-Lena	GER, TSV Ganderkesee	2000	2 2	1 3	2 2	2 3	2 2	3 3	3 3	4 2	2 3	3 3	1 1	0 0	22.5 21.9	1.4 8.0	14.355 14.220	38.255 44.120	82.375
12.	SCHÜLLER	Paula	GER, TuS Brauweiler	2000	2 3	1 2	2 3	3 3	3 2	2 2	2 3	3 2	2 3	3 3	0 0	0 0	23.1 22.2	1.4 7.6	13.950 14.000	38.450 43.800	82.250
13.	SCHMITZ	Bloem	NED, KDO Apeldoorn	1998	2 2	1 3	2 3	2 3	3 2	3 3	3 3	3 3	2 3	3 4	2 1	0 0	22.2 21.0	1.2 7.0	13.820 13.440	37.220 41.440	78.660

14.	HEUVEL, VAN DEN	Julia	 NED, KDO Apeldoorn	1999	1	2	2	2	3	3	3	2	2	2	2	0	22.8	1.8	14.590	39.190	78.205
					3	2	4	5	3	3	4	5	4	4	2	0	18.3	6.9	13.815	39.015	
15.	OLSZEWSKI	Anouk	 GER, TGJ Salzgitter	1999	0	1	2	1	1	2	2					0	18.3		10.570	28.870	76.715
					0	1	1	1	1	1	2	2	2	2	1	0	25.8	7.2	14.845	47.845	
16.	GROEP, VAN DE	Gerlissa	 NED, KDO Apeldoorn	2000	1	1	1	1	1	2	2	3	2	2	1	0	24.9	1.4	15.555	41.855	68.145
					3	3	3	4	3	4					0	0	12.0	5.6	8.690	26.290	
17.	RASUCHENBACH	Jennifer	 GER, MTV Bad Kreuznach	2000	2	3	3	4								0	8.4	0.8	5.680	14.880	58.520
					2	3	3	3	3	3	3	2	2	2	2	0	21.6	7.9	14.140	43.640	
18.	HATUMENA	Jeresa	 NED, KDO Apeldoorn	2000	2	3	2	2	3	2	2	3	3	4	1	0	21.9	1.5	14.335	37.735	47.300
					3	2									0	0	4.5	2.1	2.965	9.565	

Generated by sporttech.io official scoring system at **Jun 11, 2016 2:43:30 PM**. Live results at www.sporttech.io/explore.